




LX26-PS55-14W

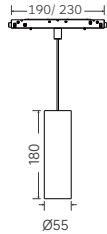
Decorative light

Low Voltage System

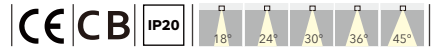


White Black

Drawings



Order Options



LX26-PS55-14W

Code	System LM	LED W	System W	Input Voltage	CRI	CCT	Beam
LX26-PS55-14W-930-18	950Lm	13W	14W	DC48V	90	3000K	18°
LX26-PS55-14W-940-18	1000Lm					4000K	
LX26-PS55-14W-930-24	950Lm	13W	14W	DC48V	90	3000K	24°
LX26-PS55-14W-940-24	1000Lm					4000K	
LX26-PS55-14W-930-36	950Lm	13W	14W	DC48V	90	3000K	36°
LX26-PS55-14W-940-36	1000Lm					4000K	

Optional color

