


VTRIM / MODULE DOWNLIGHT

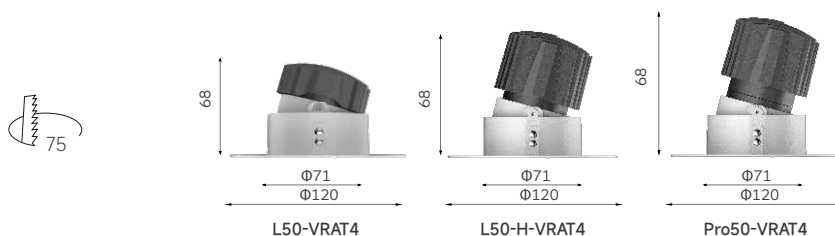


VRAT4

OPTIONAL:



Drawing



Downlight VRAT4



Features

- Higher efficiency.
- Compact height design.
- Ultra bright in light.
- Extremely small in size.
- Smart heatsink design with airflow and body radiation.

Specifications

- Dimming modes: ON-OFF, PhaseDIM, 1-10V, Dali
- Beam angle: 15°, 25°, 35°, 60°
- Physical: Die-casting, powder coating
- Accessories: linear spread lens, frosted glass, honeycomb louver

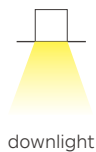
Type



Mountings



Light distribution



VTRIM / L50 DOWNLIGHT

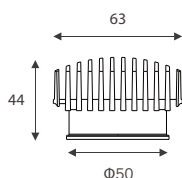


L50 DOWNLIGHT MODULE



Black

Drawing



Order Options

7.5W 700lm-750lm

Code	Size	System LM	LED Voltage	LED Current	LED W	System W	CRI	CCT	Beam
L50-7.5W-930-15	Ø50*44mm	700 lm	31 V	250 mA	7.5W	9W	90	3000K	15°
L50-7.5W-940-15	Ø50*44mm	750 lm	31 V	250 mA	7.5W	9W	90	4000K	15°
L50-7.5W-930-25	Ø50*44mm	700 lm	31 V	250 mA	7.5W	9W	90	3000K	25°
L50-7.5W-940-25	Ø50*44mm	750 lm	31 V	250 mA	7.5W	9W	90	4000K	25°
L50-7.5W-930-35	Ø50*44mm	700 lm	31 V	250 mA	7.5W	9W	90	3000K	35°
L50-7.5W-940-35	Ø50*44mm	750 lm	31 V	250 mA	7.5W	9W	90	4000K	35°
L50-7.5W-930-60	Ø50*44mm	700 lm	31 V	250 mA	7.5W	9W	90	3000K	60°
L50-7.5W-940-60	Ø50*44mm	750 lm	31 V	250 mA	7.5W	9W	90	4000K	60°

11W 950lm-1000lm

Code	Size	System LM	LED Voltage	LED Current	LED W	System W	CRI	CCT	Beam
L50-11W-930-15	Ø50*44mm	950 lm	31 V	350 mA	11W	13W	90	3000K	15°
L50-11W-940-15	Ø50*44mm	1000 lm	31 V	350 mA	11W	13W	90	4000K	15°
L50-11W-930-25	Ø50*44mm	950 lm	31 V	350 mA	11W	13W	90	3000K	25°
L50-11W-940-25	Ø50*44mm	1000 lm	31 V	350 mA	11W	13W	90	4000K	25°
L50-11W-930-35	Ø50*44mm	950 lm	31 V	350 mA	11W	13W	90	3000K	35°
L50-11W-940-35	Ø50*44mm	1000 lm	31 V	350 mA	11W	13W	90	4000K	35°
L50-11W-930-60	Ø50*44mm	950 lm	31 V	350 mA	11W	13W	90	3000K	60°
L50-11W-940-60	Ø50*44mm	1000 lm	31 V	350 mA	11W	13W	90	4000K	60°

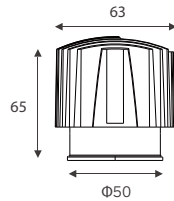
VTRIM / L50H
DOWNLIGHT



L50H
DOWNLIGHT
MODULE

●
Black

Drawing



Order Options

9W 850lm-950lm

Code	Size	System LM	LED Voltage	LED Current	LED W	System W	CRI	CCT	Beam
L50H-9W-930-20	Φ50*65mm	850 lm	36 V	250 mA	9W	11W	90	3000K	20°
L50H-9W-930-20	Φ50*65mm	900 lm	36 V	250 mA	9W	11W	90	4000K	20°
L50H-9W-930-35	Φ50*65mm	900 lm	36 V	250 mA	9W	11W	90	3000K	35°
L50H-9W-940-35	Φ50*65mm	950 lm	36 V	250 mA	9W	11W	90	4000K	35°
L50H-9W-930-60	Φ50*65mm	850 lm	36 V	250 mA	9W	11W	90	3000K	60°
L50H-9W-940-60	Φ50*65mm	900 lm	36 V	250 mA	9W	11W	90	4000K	60°

13W 1200lm-1300lm

Code	Size	System LM	LED Voltage	LED Current	LED W	System W	CRI	CCT	Beam
L50H-13W-930-20	Φ50*65mm	1200 lm	36 V	350 mA	9W	15W	90	3000K	20°
L50H-13W-940-20	Φ50*65mm	1300 lm	36 V	350 mA	9W	15W	90	4000K	20°
L50H-13W-930-35	Φ50*65mm	1200 lm	36 V	350 mA	9W	15W	90	3000K	35°
L50H-13W-940-35	Φ50*65mm	1300 lm	36 V	350 mA	9W	15W	90	4000K	35°
L50H-13W-930-60	Φ50*65mm	1200 lm	36 V	350 mA	9W	15W	90	3000K	60°
L50H-13W-940-60	Φ50*65mm	1300 lm	36 V	350 mA	9W	15W	90	4000K	60°

VTRIM / PRO50 DOWNLIGHT

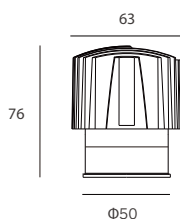


PRO50 DOWNLIGHT MODULE



Black

Drawing



Order Options

7W 500lm-650lm

Code	Size	System LM	LED Voltage	LED Current	LED W	System W	CRI	CCT	Beam
Pro50-7W-927	Φ50*76mm	500 lm	36 V	200 mA	7W	9W	97	2700K	10°
Pro50-7W-930	Φ50*76mm	550 lm	36 V	200 mA	7W	9W	97	3000K	10°
Pro50-7W-935	Φ50*76mm	600 lm	36 V	200 mA	7W	9W	97	3500K	10°
Pro50-7W-940	Φ50*76mm	650 lm	36 V	200 mA	7W	9W	97	4000K	10°

13W 1050lm-1200lm

Code	Size	System LM	LED Voltage	LED Current	LED W	System W	CRI	CCT	Beam
Pro50-13W-927	Φ50*76mm	1050 lm	36 V	350 mA	13W	15W	97	2700K	15°/25°/35°
Pro50-13W-930	Φ50*76mm	1100 lm	36 V	350 mA	13W	15W	97	3000K	15°/25°/35°
Pro50-13W-935	Φ50*76mm	1150 lm	36 V	350 mA	13W	15W	97	3500K	15°/25°/35°
Pro50-13W-940	Φ50*76mm	1200 lm	36 V	350 mA	13W	15W	97	4000K	15°/25°/35°
Pro50-13W-927	Φ50*76mm	1000 lm	36 V	350 mA	13W	15W	97	2700K	50°
Pro50-13W-930	Φ50*76mm	1050 lm	36 V	350 mA	13W	15W	97	3000K	50°
Pro50-13W-935	Φ50*76mm	1100 lm	36 V	350 mA	13W	15W	97	3500K	50°
Pro50-13W-940	Φ50*76mm	1150 lm	36 V	350 mA	13W	15W	97	4000K	50°

18W 1400lm-1700lm

Code	Size	System LM	LED Voltage	LED Current	LED W	System W	CRI	CCT	Beam
Pro50-18W-927	Φ50*76mm	1500 lm	36 V	500 mA	18W	21W	97	2700K	15°/25°/35°
Pro50-18W-930	Φ50*76mm	1600 lm	36 V	500 mA	18W	21W	97	3000K	15°/25°/35°
Pro50-18W-935	Φ50*76mm	1650 lm	36 V	500 mA	18W	21W	97	3500K	15°/25°/35°
Pro50-18W-940	Φ50*76mm	1700 lm	36 V	500 mA	18W	21W	97	4000K	15°/25°/35°
Pro50-18W-927	Φ50*76mm	1400 lm	36 V	500 mA	18W	21W	97	2700K	50°
Pro50-18W-930	Φ50*76mm	1500 lm	36 V	500 mA	18W	21W	97	3000K	50°
Pro50-18W-935	Φ50*76mm	1600 lm	36 V	500 mA	18W	21W	97	3500K	50°
Pro50-18W-940	Φ50*76mm	1650 lm	36 V	500 mA	18W	21W	97	4000K	50°