



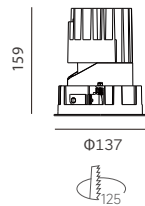
START Series
DOWNLIGHT / FIXED



SRF125
Downlight



Drawing



Order Options

18 W 1300lm-1600m		CITIZEN						
Code	Size	System LM	LED Voltage	LED W	System W	CRI	CCT	Beam
SRF125-CC930L28S-X	Ø137*159mm	1500 lm	36 V	18 W	21W	90	3000K	28°
SRF125-CC940L28S-X	Ø137*159mm	1600 lm	36 V	18 W	21W	90	4000K	28°
SRF125-CC930L35S-X	Ø137*159mm	1500 lm	36 V	18 W	21W	90	3000K	35°
SRF125-CC940L35S-X	Ø137*159mm	1600 lm	36 V	18 W	21W	90	4000K	35°
SRF125-CC930L45S-X	Ø137*159mm	1300 lm	36 V	18 W	21W	90	3000K	45°
SRF125-CC940L45S-X	Ø137*159mm	1400 lm	36 V	18 W	21W	90	4000K	45°

Remark: X=F (ON-OFF) X=P (Phase Dim) X=A (1-10V Dim) X=D (DALI Dim) X=N (Without Driver)

25 W 1800lm-2200lm		CITIZEN						
Code	Size	System LM	LED Voltage	LED W	System W	CRI	CCT	Beam
SRF125-CD930L28S-X	Ø137*159mm	2100 lm	36 V	25W	28W	90	3000K	28°
SRF125-CD940L28S-X	Ø137*159mm	2200 lm	36 V	25W	28W	90	4000K	28°
SRF125-CD930L35S-X	Ø137*159mm	2100 lm	36 V	25W	28W	90	3000K	35°
SRF125-CD940L35S-X	Ø137*159mm	2200 lm	36 V	25W	28W	90	4000K	35°
SRF125-CD930L45S-X	Ø137*159mm	1800 lm	36 V	25W	28W	90	3000K	45°
SRF125-CD940L45S-X	Ø137*159mm	1900 lm	36 V	25W	28W	90	4000K	45°

Remark: X=F (ON-OFF) X=P (Phase Dim) X=A (1-10V Dim) X=D (DALI Dim) X=N (Without Driver)